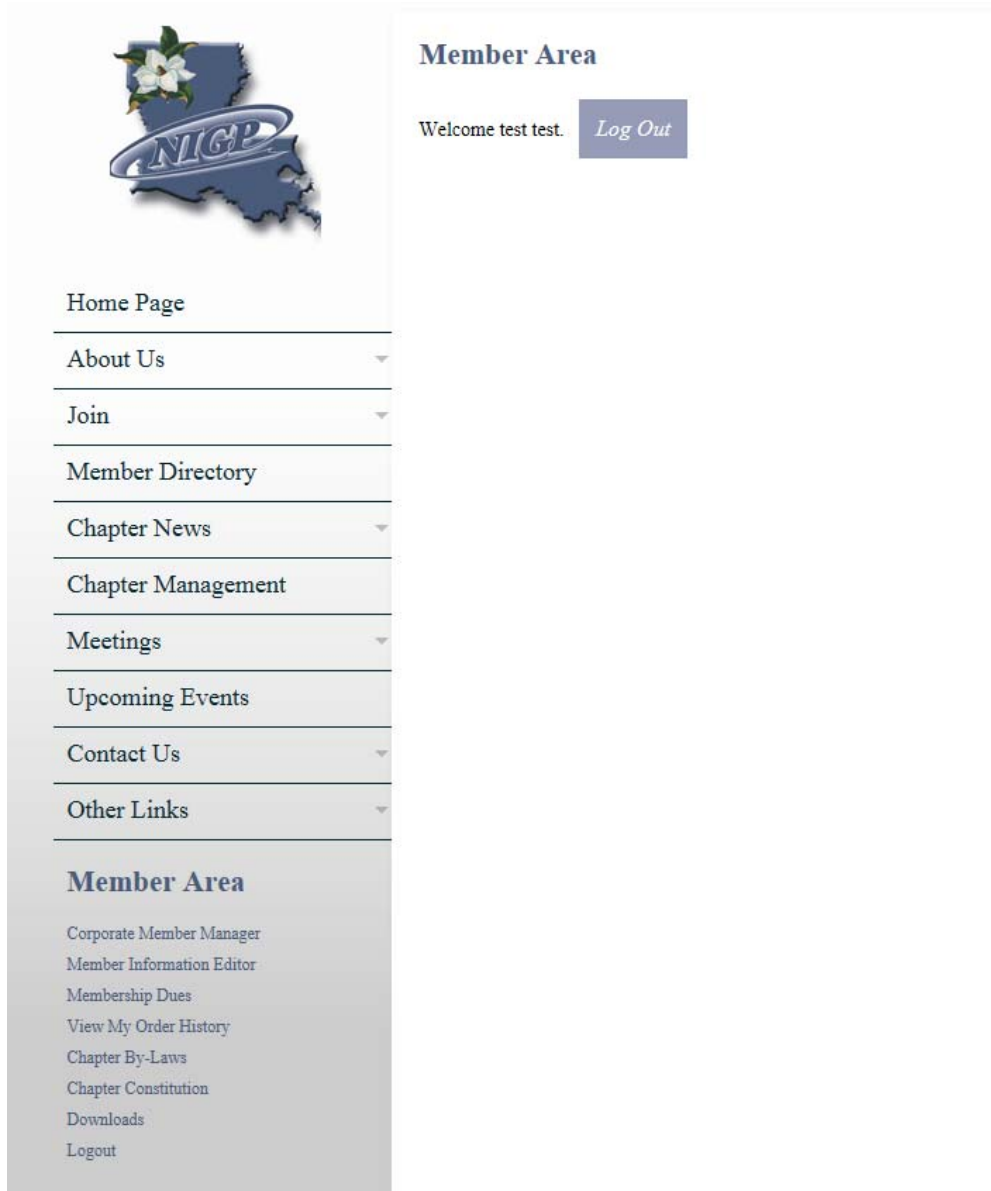


PAYING YOUR MEMBERSHIP DUES

If you are a member and your membership is set to expire soon or has already expired and you are in the 30-day grace period.... You will need to pay your membership dues. Log in to the member area.



The screenshot shows the NIGP Member Area interface. On the left is a navigation menu with the following items: Home Page, About Us, Join, Member Directory, Chapter News, Chapter Management, Meetings, Upcoming Events, Contact Us, and Other Links. Below this menu is a section titled "Member Area" containing links for Corporate Member Manager, Member Information Editor, Membership Dues, View My Order History, Chapter By-Laws, Chapter Constitution, Downloads, and Logout. On the right side of the page, there is a "Member Area" header, a welcome message "Welcome test test.", and a "Log Out" button.

Click on Membership dues and proceed to pay your dues. If you must bypass your payment because you are paying with a check, please email us and let us know so you are not moved into the non-member area. If your grace period is up and you will be moved into the non-member area and will need to follow other instructions.



Home Page

About Us

Join

Member Directory

Chapter News

Chapter Management

Meetings

Upcoming Events

Contact Us

Other Links

Member Area

Corporate Member Manager

Member Information Editor

Membership Dues

View My Order History

Chapter By-Laws

Membership Dues

Pay Membership Dues

Membership Type

Payment Information

All Done!

Membership Type

Your current membership expiration date is: 12/30/2016

Membership Dues

\$40.00 membership valid until 12/31/2017

Membership dues is \$40 per year for new and renewing members. Membership dues is per calendar year from January 1st - December 31st.

Retired Member Dues

\$0.00 membership valid until 12/31/2017

Cancel

Continue

EXPIRED MEMBER OR NON-MEMBER

If you are a non-member, you must click on the Non-member area to log in. If you click just on the login button, you will be told that it is an invalid user or password because it is trying to log you in the member area.

Member Area

Invalid username or password

Members Log In

LANIGP ID:

tking

Password:

••••••••

Login

[Forgot Username/Password?](#)

Home Page
About Us
Join
Member Directory
Chapter News
Chapter Management
Meetings
Upcoming Events
Contact Us
Other Links
Quick Links
Member Area
About Us
Calendar of Events
Non-Member Area

Please login before proceeding to non-members areas

Non-Member Login
LANIGP Non-Member ID:

Password:

 [Forgot Username/Password?](#)

Non-Member Area

Have you decided to join and receive our membership benefits?

If you already have a non-member profile, log in with your credentials. Once logged in, click on "Join" and then "Membership Application". The fields that you entered previously for the non-member profile should already be filled in. Complete the rest of the application, add the payment for the membership dues, and continue to process payment. You will then receive an email with either an invoice or a receipt. Thank you for joining!

Please login before proceeding to non-members areas

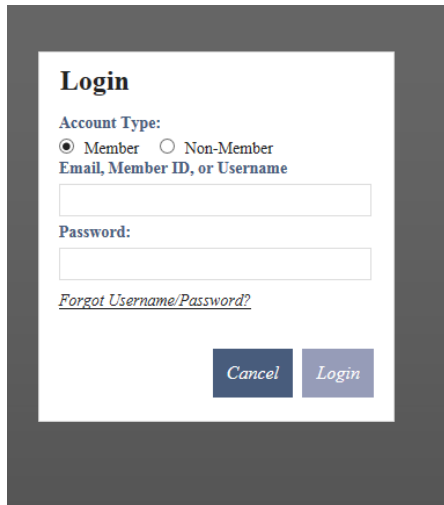
Non-Member Login
LANIGP Non-Member ID:

Password:

 [Forgot Username/Password?](#)

If you want to join to get membership benefits and pay your membership dues, You will then click on the Join → Fill out an application.

Fill out the fields that did not auto populate and submit application. It will then take you to the payment screen. After payment is made (or if you bypass payment and continue forward), it will give you a button to continue to the login screen.



Login

Account Type:
 Member Non-Member
Email, Member ID, or Username

Password:

[Forgot Username/Password?](#)

[Cancel](#) [Login](#)

You will not be able to log in until we approve your application.

Once we approve your application, you will receive a welcome email with your log in information.

You will have to set your password up from the email, however if you want to still have the same password from before, you can still set that up.

If you did not pay at the time of joining, you must pay your dues within the next 30 days or you will be moved back into the non-member list.

First click on [View my order history](#) and check to see if there is an open membership dues order.



Member Area

- Corporate Member Manager
- Member Information Editor
- Membership Dues
- View My Order History**
- Chapter By-Laws
- Chapter Constitution
- Downloads
- Logout

Filter By

Status:

All

Filter

Print

Order	Date	Status	Total	Balance
Order #488 (Order Details) Member Dues Payment	01/23/2017	Open	\$40.00	\$40.00


Total Balance Due: \$40.00

Pay Balance

Rows per page: 10

You can then pay your balance there.

If you do not have an open membership dues order, you will need to click on the membership dues section to proceed with paying your dues.



Home Page

About Us

Join

Member Directory

Chapter News

Chapter Management

Meetings

Upcoming Events

Contact Us

Other Links

Member Area

Corporate Member Manager

Member Information Editor

Membership Dues

View My Order History

Chapter By-Laws

Membership Dues

Pay Membership Dues

Membership Type Payment Information All Done!

Membership Type

Your current membership expiration date is: 12/30/2016

Membership Dues

\$40.00 membership valid until 12/31/2017

Membership dues is \$40 per year for new and renewing members. Membership dues is per calendar year from January 1st - December 31st.

Retired Member Dues

\$0.00 membership valid until 12/31/2017

Cancel Continue

Please email lanigp@yahoo.com or webmaster@langip.org with any questions.